


DMA105 Introduction to Computer Art (Online Course)

Sample “Model” Module – Unit 2


MSTR DMA105 - Fiks: Introduction to Computer Art


[Course](#) **[Lessons](#)** [Calendar](#) [Resources](#) [Communicate](#) [Report](#) [Automate](#) [Manage](#)


Home ▶ Course ▶ Lessons ▶ Unit 2: Image


 **Unit 2: Image**
Weeks 4-6, February 14th - March 6th


[Add Content](#) [Rearrange](#) [Settings](#) [Reports](#) [Utilities](#) [Delete](#) [Print](#) [My N](#)


 **Unit 2 Learning Objectives**


 **Before You Begin Unit 2 . . .**
Please Read First!


 **Online Tutorials: Adobe Photoshop CS5 Essential Training**
Chapters from Lynda.com with due dates

 **Online Demonstrations: Adobe Photoshop**
Software walkthrough (step-by-step) by the instructor! Please turn on audio and adjust volume, as needed.

 **Unit 2 Quiz**
Due: February 27th by 11:55 p.m.; based on Lynda.com tutorials; 20 questions; 45 minutes; 1 attempt; open-book test.

 **Project 2: Radical Erasure and Subtle Addition**

 **Research Paper: Digital Imaging - Group 1 only**

 **General Discussion Board for Unit 2 - Think Tank!**