



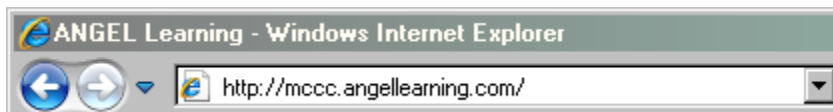
## How to make Internet Explorer 8 work with your online course

On March 19th 2009, Microsoft released the 8<sup>th</sup> version of their Internet Explorer web browser. Since its release, there have been multiple reports of incompatibility between ANGEL and Internet Explorer 8.

As of Tuesday, April 28<sup>th</sup>, 2009 Microsoft has classified Internet Explorer 8 as a “Critical Update” to both the Windows XP and Vista operating systems. As a result, many computers will automatically update to the new version of the browser.



Fortunately, Internet Explorer 8 has a “Compatibility Mode” which allows it to work with sites which have experienced problems. In order to make Internet Explorer 8 work with your online course, you’ll need to view the site in “Compatibility Mode”. The following instructions will explain how to do this.

**Step 1:** Navigate to <http://mccc.angellearning.com/>



**Step 2:** Click on the Compatibility View button  located just to the right of the address bar.



Once you’ve done this, the compatibility button will switch from inactive  to active state  and you’ll see an information pop-up similar to the one to the right.



That’s it! Now, every time you go to your online course, the page will display in compatibility view and all elements of your course will be visible and active.