



LearnSmart

Student Quick Tips & FAQs




McGraw-Hill LearnSmart

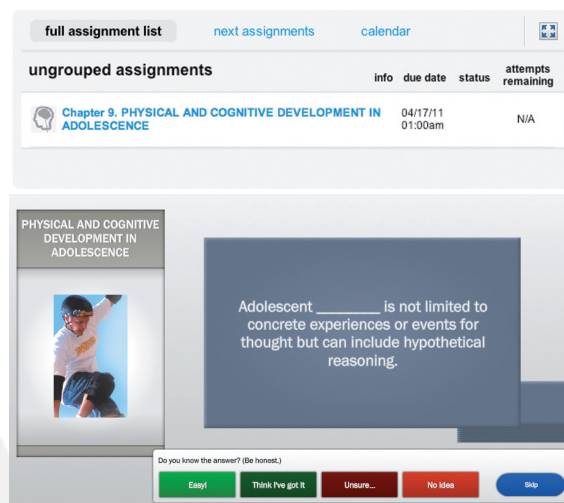
Student Quick Tips and FAQs

Use this *McGraw-Hill LearnSmart Student Quick Tips and FAQs* to get more out of this learning tool. Remember, LearnSmart is an adaptive learning system designed to help students learn faster, study more efficiently, and retain more knowledge for greater success.

Responding to a LearnSmart Assignment

TIP: Make an honest attempt to assess your confidence level on each probe. Doing so allows LearnSmart to more accurately direct you to the materials you need to study.

1. Click LearnSmart Assignment Title denoted by  icon.
2. Click on a chapter module.
3. Read the probe & click your level of confidence in knowing the correct answer.

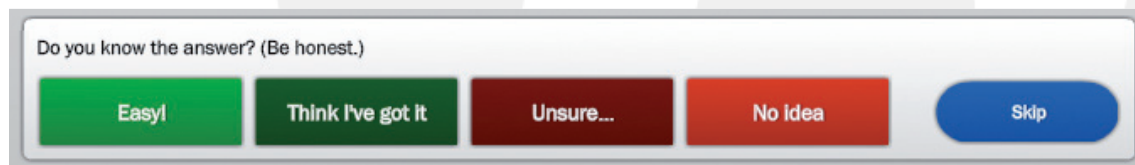


Help Yourself Succeed

TIP: We recommend completing all passive learning activities before you work on LearnSmart – such as reading the chapter, watching animations and videos available in Connect, etc.

Self-Assess

TIP: Before answering each question, click on the most appropriate confidence level to ensure you receive the most efficient learning experience.



Take a Break!

TIP: Use Time-Out! readings to review topics you are struggling to learn.

Refresh Your Memory

TIP: Return to your completed assignments to rework material and refresh your memory before quizzes and tests. Don't be alarmed if you have forgotten some things – it's natural when learning a new subject!

Share Your Feedback

TIP: Click the Challenge Answer button if you feel the content is incorrect or unclear.

Answers to Frequently Asked Questions (FAQs)

How is the percentage for each module calculated?

The percentage indicates the number of correctly answered questions within the module. In other words, the percentage indicates how much of the module you have learned so far. To learn more about your progress and overall status, click the 'Debriefing' button at the top of the screen.

How is my High Score calculated?

The amount of points you earn depends on how you assess your ability to answer a question. For instance, if you click 'Easy' and answer the question correctly, you will get the greatest amount of points. If you answer correctly after selecting one of the other buttons – 'Think I've got it,' 'Unsure,' and 'No idea' – you will also earn points. However, you will receive fewer points for the items you do not believe you know as well. If you select 'Unsure' and get the answer correct, you will get fewer points than if you selected 'Easy' or 'Think I've got it.'

The same applies if you get an answer incorrect. If you do not know the answer after clicking 'Easy,' points will be deducted from your score. Fewer points are deducted if you select 'Think I've got it' or 'Unsure,' and get the answer incorrect. If you click 'Unsure,' points will not be deducted even if you get the question wrong.

Spelling errors, nearly correct answers or partially correct answers also affect your score.

Of course, you can increase your score by going through the same module multiple times, rating your answers as honestly as possible. In essence, the more you learn, the better the score.

Why does the system repeat questions I have already answered?

If you answer a question incorrectly, it will be repeated later in the same session to give you a chance to learn. It might not be the exact same question, but rather a variant that represents the same learning objective. The system will adjust the difficulty of the questions according to your performance. In addition to this, the system will present the same questions the next day to help you remember the material over time. (For more information, see 'Why does it make me start all over on the module when I come back?')

The first day, you might see a 'multiple-choice question about a concept,' and the next day, a 'fill-in-the-blank' for the same concept to make it more difficult. This will assess whether you really know the subject. It closely monitors the exact questions you have been exposed to before, and will vary this in an attempt to match and improve your knowledge level.

Why am I only working on part of a module each day?

Instead of asking you to go through, say, 300 questions in one session, LearnSmart distributes the items and the review of these items over a period of time. Spreading the learning events over multiple sessions increases the likelihood of memory retention. If you are pressed for time, though, you can work ahead and do more questions one day, and LearnSmart will automatically adapt.

Why does it make me start the module again when I come back?

Research tells us frequency increases memory recall. The module seems to start over when logging in the next day in order to frequently assess your mastery of the material. So if you complete 100 flashcards the first day, you can expect about 25 of those to be repeated each of the next four days. If you answer all of these correctly, around 7 will be repeated each session for the next 14 days, and so on. The program automatically calculates the appropriate repetition interval for each student based on your individual 'forget curve' that is tracked in detail. The 'Learning Plan' feature in the LearnSmart Debriefing screen provides a daily estimate of how much you need to do on each module. This plan also adjusts if you skip a day or two or work ahead.

Why is it so strict about spelling?

If you make a small spelling error, the program will accept your answer. If you make a larger mistake, you will be prompted about the same topic again with a chance to improve your score (and your spelling). You might not see the exact same question, but the program allows another opportunity to demonstrate your knowledge.

'Fill-in-the-blank' questions are often the most difficult questions because they rely on active recall, rather than recognition. Once you master the 'fill-in-the-blank' questions, you are really learning!

Why do I need to click the Confidence buttons?

The 'Confidence' buttons are the self-assessment buttons that affect the high score as described above. In addition, rating your confidence also affects the schedule of questions. Simply put, this information is used to determine your awareness of your own knowledge level. It is applied to adjust your learning path. You can use the Metacognitive Skills report in the LearnSmart Debriefing to learn more about this. Click 'Debriefing' at the top of the screen to get access to this information.

Why are there so many questions?

This program is not just a testing system, but a *learning system*. The modules assess most of the material in the book. As you progress through the modules, you will learn most of the material assigned by your instructor for this course. LearnSmart presents the core or most critical material first. If you do not have time to complete the entire module, just work until you are out of time, and you can be assured you have tackled the most important items.

When you return, the system will recall the material for which you have demonstrated mastery and provide opportunities to practice material that still requires review. Again, LearnSmart presents the most important items first, which may include revisiting previous items or new material.

When the deadline has passed, why do I still have to work on the module?

The program prompts you to keep reviewing the same module to ensure recall and true mastery. Use the Learning Plan feature in the LearnSmart Debriefing screen to see the estimated time required for you to retain the information before the deadline approaches. You can also use the 'Status' feature in the 'Debriefing' screen for an estimate of when you are likely to forget what you have learned. If you follow the schedule proposed by the system, the workload for review will be minimal. -

How can I change my name in the High Score list?

Just click your name within the list. You can change your name (to an alias) or become anonymous.

Should I continue to practice after my exam?

If you want to commit your new knowledge to long-term memory, we recommend that you keep working the modules even after the deadline. You have the option of setting a new deadline for your own purposes (e.g. 6 months in the future) as a target. The system will continuously monitor what you know and what you tend to forget. It will not prompt you to work on things you most likely remember, minimizing your workload. This will be the optimal way to learn and retain the content.

What happens when I provide feedback?

We greatly appreciate your feedback. We do read it and use it to improve LearnSmart so that it better serves students like you. In cases where you have questions about the system, we will try to answer them. If you contest an answer or report incorrect markings, we will investigate and update the modules accordingly.

Need More Help with LearnSmart Assignments?

Contact us Online:

Visit us at: <http://www.mhhe.com/learnsmart/support.html>

Browse our support materials including tutorial videos and our searchable Connect knowledge base. If you cannot find an answer to your question, click "Contact Us" to send an email.

Give us a Call:

1-800-331-5094

Our live support is available:

Mon-Thurs: 8am – 11pm CT

Friday: 8am – 6pm CT

Sunday: 6pm – 11pm CT