Enter your **Evolve username** and **password** and click **Submit** button

Click on the "**+**" next Reach Testing and Remediation and then click on **Exam results and review materials**

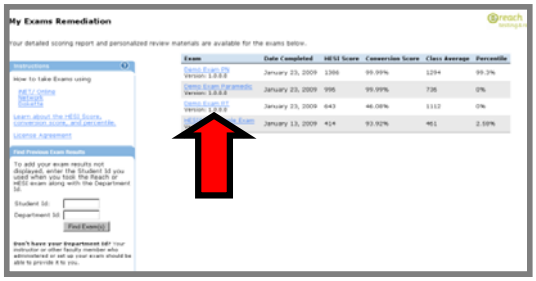

Click on the **"Exam Name"** to view your results and to access your personalized remediation

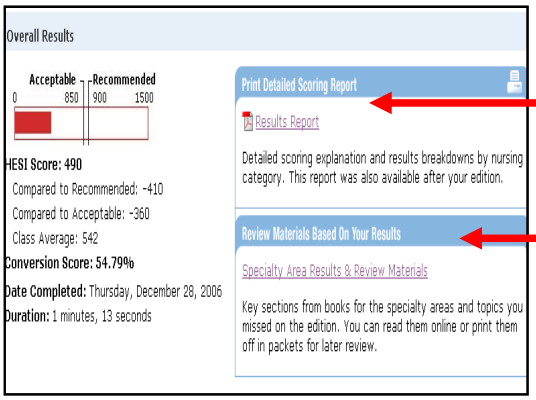

Click **Results Report** to see a detailed report on how well you did on your exam

Click on **Specialty Area Results & Review Materials** to start your remediation



Click on any Underline area, ie Clinical Concepts: Med-Surg/Pedi/Geri, to review your remediation content

The remediation content is **targeted** to the **questions** you got **wrong** on the exam so **STUDY** it carefully. This remediation is coming from over 60 different Elsevier textbooks—selected areas of content that remediates that specific concept only.

❖ If you want to print and create a customized study packet click on **Add to My Study Packet** then **My Study Packet**

and then click **Print Packet** button

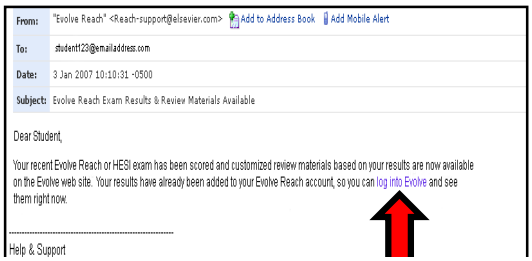

❖ For **future** exams you will receive an email telling you your results and remediation are available, click on the **Login into Evolve** link or you can login into **Evolve Student home** page (**http://evolve.elsevier.com**) and click on **Exam results and review materials**

❖ Evolve Reach Testing and Remediation Customer Support, @ 1-800-950-2728, option 2